

# 2'x 4' Premium Panel

30W, 40W, 50W Selectable | Colour Selectable | 120-347V

High performance, light-weight luminaires suitable for lay-in, surface or suspension mounting. Ideal for use in schools, health care applications, offices, retail spaces, and more

0-10V Dimming Lead on Both Sides of Driver Junction Box

Use Switches to Select Colour Temperature and Wattage




Non-yellowing Frosted Lens



Power Selectable  
(30W / 40W / 50W)



Colour Selectable  
(3000K / 3500K / 4000K)



120-347V, 0-10V Dimmable Driver




Less than 1.8" Deep  
ideal for tight plenum areas



Seismic Clips Included



Waffle Stamping  
increases heat dissipation and driver life



Junction Box (PLS-JB)  
sold separately

Accessories (Sold Separately)



Suspension Kit  
PLS-SUSKIT



Surface Mount Kit  
PLS24-SK



Junction Box  
PLS-JB



Recessed Frame Kit  
PLS24-RFK

## TECHNICAL DATA



### LIGHT SPECIFICATIONS

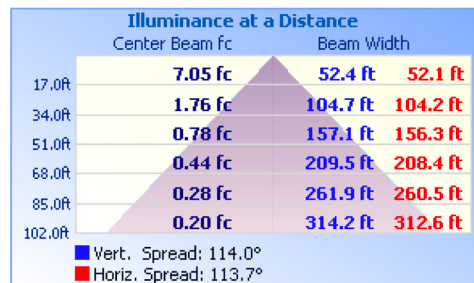
Lumens	6,250 lms @ 3000K
Efficacy	125 lm/W
CCT	Selectable (30K/35K/40K)
CRI	80
Dimmable	0-10V
Beam Angle	120°
L70 Life	50,000 hrs
Warranty	7-year
Factory Settings	50W   4000K

LUMEN OUTPUT			
	3000K	3500K	4000K
30W	3918 lm	4082 lm	4069 lm
40W	5060 lm	5289 lm	5227 lm
50W	6152 lm	6478 lm	6371 lm

### APPROVALS AND LISTINGS

ETL	5000444
DLC Premium	S-D7YN9G

### ILLUMINANCE AT A DISTANCE



### ELECTRICAL

Wattage	Selectable (30W/40W/50W)
Voltage	120-347V
Power Factor	0.9
THD	6%
Operating Temp	-20 to 40°C

### CONSTRUCTION

Housing	Metal
Lens Type	Frosted
Finish	White
IP Rating	IP20
Product Dimensions	23.75 x 47.72 x 1.67 in
Carton Qty	4

### ACCESSORIES (SOLD SEPARATELY)

PLS24-SK	Surface Mount Kit
PLS24-RFK	Recessed Frame Kit
PLS-SUSKIT	Suspension Kit
PLS-JB	Junction Box

### DIMENSIONAL DRAWINGS (IN)

