



**Middle Atlantic Products**

EXCEPTIONAL SUPPORT & PROTECTION™

# Rackmount Power Sequencer



**Rackmount Power Sequencer provides sequenced 15 amp (single or dual circuit) and 20 amp (single circuit) power**

## Features

- Provides 6-step sequencing to six rear outlets
- Single 15 or 20 amp circuit or dual 15 amp circuit models available
- Adjustable start delay times
- Adjustable sequence intervals
- System may be activated locally via front panel, or remotely via rear terminal block
- Up to three units may be chained together via simple parallel wiring, providing 18 sequence steps
- UL Listed in the US and Canada

PDS-615R



front view



rear view

PDS-620R



front view



rear view

PDS-2X315R



front view



rear view

## Architects' and Engineers' Specifications

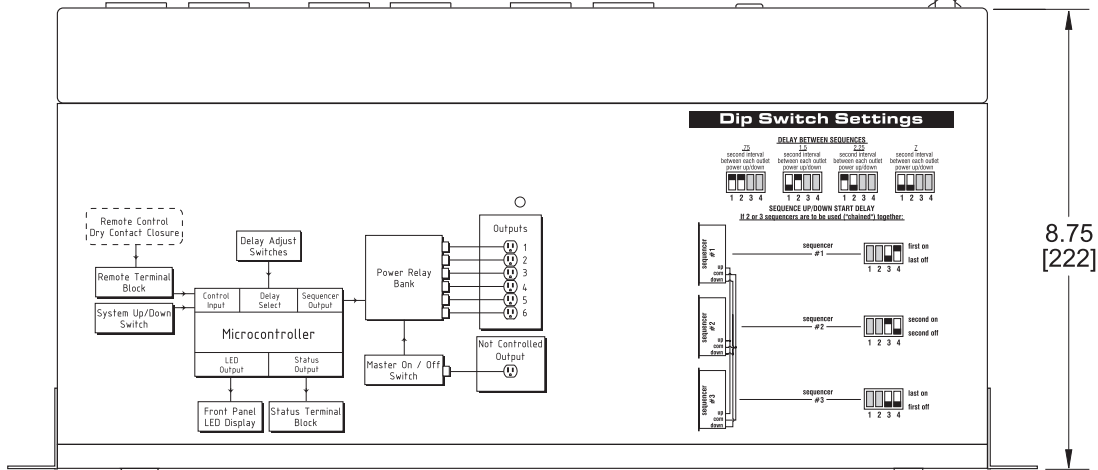
EIA compliant 19" rackmount power sequencer shall be Middle Atlantic Products model # PDS-\_\_\_ (refer to chart)R and shall be constructed of 16-gauge steel finished in durable black powder coat. Power sequencer shall operate on 115 volt AC/60Hz power and shall terminate with (1,2) 9' 3 wire SignalSafe™ power cord(s) with NEMA 5-\_\_\_(15,20)P plug(s)(refer to chart). Rear, dry contact closure shall provide status indication to compatible customer supplied monitoring device. Contacts shall be closed when all channels are on; contacts shall be open when all channels are closed. Power sequencer shall feature \_\_\_ circuits (refer to chart). Power sequencer shall feature (15,20) amp circuitry for six rear-mounted NEMA 5-\_\_\_(15,20)R receptacles and a (15,20) amp front-mounted circuit breaker(s) and master switch. Additional (15, 20) amp rear outlet shall be unswitched and uncontrolled. Power Sequencer shall be ETL listed to UL standard 1419, UL 60950-1 and UL 60065 in the US; CSA standard 60950-1, and CSA C22.2 No. 60065 in Canada. Power sequencer shall comply with the requirements of RoHS EU Directive 2001/95/EC. Power sequencer shall be GREENGUARD Indoor Air Quality Certified for Children and Schools. Power sequencer shall be manufactured by an ISO 9001 and 14001 registered company. Power sequencer shall be warranted to be free from defects in material or workmanship under normal use and conditions for a period of 3 years.

**CUSTOMIZABLE SPECIFICATION CLIPS AVAILABLE AT MIDDLEATLANTIC.COM**

# PDS Series basic dimensions and settings



## PDS-615R shown



top view

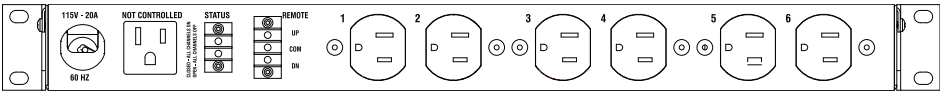
8.75 [222]



front view

19.00 [482]

1.75 [44]

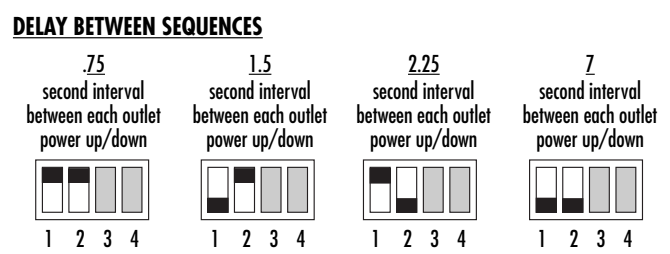
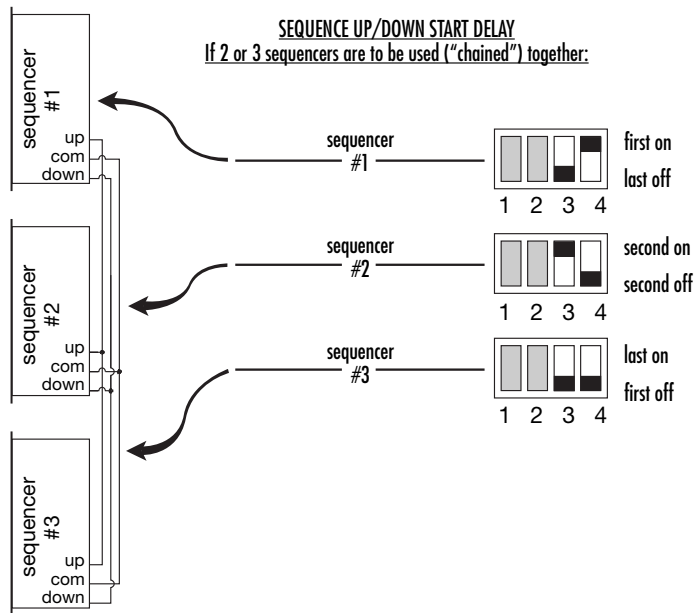


rear view

Maximum Derated Load (North America) for 15 Amp Models: 12 Amps  
for 20 Amp Models: 16 Amps

Model #	# of Circuits	Outlet Type	Cord Termination
PDS-615R	One 15 amp	NEMA 5-15R	One NEMA 5-15P
PDS-620R	One 20 amp	NEMA 5-20R	One NEMA 5-20P
PDS-2X315R	Two 15 amp	NEMA 5-15R	Two NEMA 5-15P

## Dip Switch Settings



1. Wire all rear terminal blocks in parallel.
2. Front System Power UP/DOWN switch is wired in parallel with rear remote terminal block. When wired together as shown, pressing front System Power UP/DOWN switch on ANY sequencer will initiate system sequencing.
3. If remote Power UP/DOWN is required, wire dry contacts in parallel.
4. Initiating system sequencing remotely: Sequencing can be initiated by either momentary dry contact or maintained dry contact. Use of a maintained dry contact for system power up will re-initiate sequence after power is restored from a power outage. When using maintained (non-momentary) dry contact for remotely controlling system sequencing, the front System Power UP/DOWN switches will be over-riden.

NOTE: A flashing power (green) LED indicates system sequencing has begun.

ALL DIMENSIONS IN INCHES [Bracketed dimensions in millimeters]